

USER INSTRUCTIONS FOR RADIO CONTROLLED PENDULUM CLOCK MOVEMENT WITH 4/4 WESTMINSTER AND BIM-BAM CHIME

1. How to start the clock

Insert 2 new batteries AA LR6 1,5 V ALKALINE into the battery-holders of the movement, in accordance to the +/- polarity. Hands will move to the 4, 8 or 12 o'clock position. The clock is now searching for a time signal. Allow up to 4 minutes for the clock to automatically set itself via radio signal. During reception, the clock should not be moved.

The clock changes automatically from winter to summer time.

CAUTION: DO NOT TURN THE HANDS MANUALLY; TIME WILL BE SET AUTOMATICALLY

Only for pendulum clocks:

Unlock the pendulum holder from its shipping position by gently sliding to the right until it hangs freely.

2. How to start the melody function

Insert 2 new batteries **AM 2 C LR 14, 1,5 V ALKALINE** into the separate battery-holder in accordance to the +/- polarity.

Demo-button

Press the demo button to play the selected melody.
Pay attention to the position of melody selector.



This High Tech mechanism has the following features:

Melody Selector: **O B W**


O = Melody and chime switched off completely


B = Bim-Bam striking half hours and also the hours


W = 4/4 Westminster melody


-  Westminster Melody – only striking the hour – accumulating the hours
-  Traditional 4/4 Westminster melody at quarter-hour intervals, and also striking the hours – accumulating.

Chime selector

Selector moved at position  and melody selector at **“W”**: clock is playing the traditional **Westminster Melody** at quarter-hour intervals, also striking the hours – accumulating

Selector moved at position  and melody selector at **“W”** clock is playing the **Westminster Melody** and striking and accumulating the hours at every full hour.


Selector moved at position  and melody selector at **“B”** clock is playing the **Bim-Bam Melody** and is striking and accumulating the hours at every full hour.


Selector moved at position  and melody selector at **“B”** clock is striking every half hour **Bim-Bam** and accumulating the hours at every full hour.


Night time mute selector





Night time shut off


 Full volume - according to the volume selector

When **Night-time Shut off** is selected at  at any time, clock will not strike for 8 hours. After 24 hours the melody will again switch automatically to "Shut off".

This pattern will continue until the selector is moved back to . Clock will chime and strike during the full 24 hour period.

When **Night-time muting**  is selected, the volume is reduced for the next 8 hours, beginning from the next hour. all other functions are the same as Night time shut off.

EXAMPLE: Slide the selector to the  position at 21.20 p.m. This will silence the chime at 21.30. Chime will restart at 6.00 a.m.



Three-stage Volume Control

Allows the volume of the chimes to be set to any level.

- Pos. 1 low volume
- Pos. 2 normal volume
- Pos. 3 full volume

Possible causes of interferences:

Household appliances without interference suppressors
TV receivers closer than 2 meters
Machinery with high frequency leakage.

FAULT

**Wrong hand position- caused by improper, manual time setting,
Synchronisation within 24 hours automatically**

Hands do not move after insertion of the battery
Clock did not receive correct signal within 10 minutes.

ACTION

Remove battery. Check for correct polarity and battery contacts.
Move clock to another place. Away from TV, computer or other electrical appliances.
Insert battery and start again.
Reception at night guaranteed.