
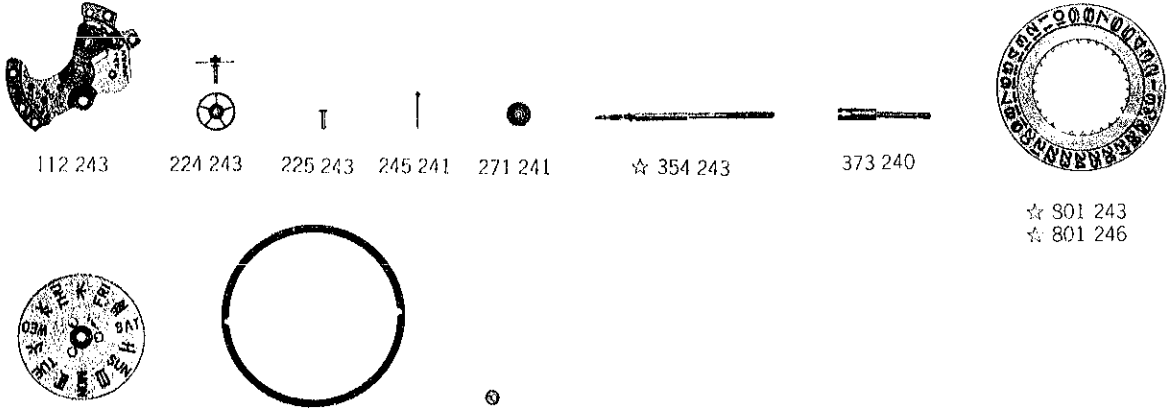


Calibre No. <b>2409A</b>	Jewels <b>23j</b>	Style Name
⇨ Basic Calibre 2406A 23J Catalog No. 24-06-1		
 <p>Cal. 2409A</p>		<p><b>Characteristics</b></p> <p>Casing diameter : 24.00<math>\phi</math> mm          Maximum height : 4.58 mm          Vibrations per hour : 28,800          Automatic and auxiliary hand winding with sweep second          Calendar (day &amp; date)          Instant setting device for day &amp; date calendar          Bilingual change-over system for day of week          "Diashock" Shock Resistant Device</p>
		

Catalog No. 24-09-1

Calibre No. <b>2409A</b>	Jewels <b>23j</b>	Style Name	
⇨ Basic Calibre 2406A 23J Catalog No. 24-06-1			
PART NO.	LIST OF MATERIALS	PART NO.	LIST OF MATERIALS
112 243	Barrel & train-wheel bridge	873 240	Day jumper
122 240	Center wheel bridge	☆884 241	Holding ring for dial
161 240	Pallet cock	011 157	Lower hole jewel for 1st reverser idler
171 240	Balance cock	011 157	Upper hole jewel for 1st reduction wheel
191 240	Framework for automatic device	011 157	Lower hole jewel for 1st reduction wheel
201 240	Complete barrel with arbor & mainspring	011 168	Lower hole jewel for sweep second pinion
224 243	Center wheel & pinion with cannon pinion	011 212	Diashock upper cap jewel
225 243	Cannon pinion	011 212	Diashock lower cap jewel
231 240	Third wheel & pinion	011 422	Upper hole jewel for differential wheel
241 240	Fourth wheel & pinion	011 422	Lower hole jewel for differential wheel
245 241	Sweep second pinion	011 505	Upper hole jewel for escape wheel
251 240	Escape wheel & pinion	011 505	Lower hole jewel for escape wheel
261 240	Minute wheel	011 505	Upper hole jewel for pallet
271 241	Hour wheel	011 505	Lower hole jewel for pallet
282 240	Clutch wheel	011 521	Upper hole jewel for center wheel
283 240	Winding pinion	011 521	Lower hole jewel for center wheel
284 240	Crown wheel	011 541	Upper hole jewel for 4th wheel
285 240	Ratchet wheel	011 541	Lower hole jewel for 4th wheel
301 110	Jewelled pallet fork & staff	011 542	Upper hole jewel for 3rd wheel
310 240	Balance complete with stud	011 542	Lower hole jewel for 3rd wheel
315 240	Balance staff	012 123	Stud screw
331 110	Roller with jewel	012 126	Center wheel bridge screw
341 240	Regulator	012 126	Minute wheel bridge screw
345 240	Stud holder	012 133	Friction spring screw for sweep second pinion
☆354 241	Winding stem	012 275	Bridge screw
☆354 242		012 275	Balance cock screw
☆354 243		012 275	Framework screw for automatic device
372 240	Joint stem (movement portion)	012 297	Crown wheel screw
373 240	Joint stem (case portion)	012 421	Transmission wheel screw
381 240	Click	012 763	Pallet cock screw
382 030	Click spring	012 764	Casing clamp screw
383 240	Setting lever	012 767	Setting lever spring screw
384 240	Yoke (Clutch lever)	012 767	Day jumper screw
387 240	Minute wheel bridge	012 767	Date driving wheel screw
388 240	Setting lever spring	012 767	Screw for setting wheel lever complete
390 240	Setting lever axle	013 064	Tube for screw of setting wheel lever complete
396 240	Friction spring for sweep second pinion	013 065	Tube for yoke
399 003	Casing clamp		(Tube for barrel & train-wheel bridge screw)
464 240	Holding ring for setting wheel lever complete	013 834	Click pin
481 240	Crown wheel ring	013 836	Second reduction wheel pin
491 180	Dial washer	013 837	Date dial guard pin
493 070	Hour wheel ring	013 975	Eccentric dial pin
499 240	Day finger ring	014 413	Diashock upper frame
505 240	Transmission wheel	014 414	Diashock lower frame
509 240	Oscillating weight with ball-bearing	014 415	Diashock hole jewel with frame
511 240	First reduction wheel	014 417	Diashock spring
514 240	Second reduction wheel		
531 240	Differential wheel		
556 240	Date finger		
☆801 243	Date dial		
☆801 246			
802 240	Date driving wheel		
803 240	Setting wheel lever complete		
808 240	Date dial guard		
810 240	Date jumper		
817 240	Intermediate date wheel		
848 240	First reverser idler		
851 240	Second reverser idler		
868 240	Day finger		
☆870 167	Day star with dial disk		
☆870 241			

☆⇨ Please see remarks on the next page.

As for all other parts not shown here, please refer to the basic calibre

(Cal. No. 2406A 23J Catalog No. 24-06-1 Red page).

☆⇨ Please see remarks on the next page.

Items in light letters are not shown in photos; those parts are interchangeable with the basic calibre

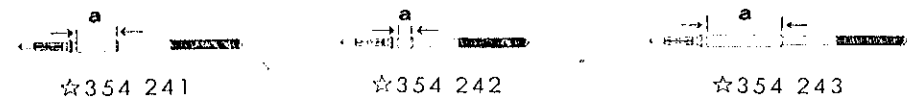
(Cal. No. 2406A 23J Catalog No. 24-06-1 Red page).

Calibre No. <b>2409A</b>	Jewels <b>23j</b>	Style Name
Basic Calibre 2406A 23J Catalog No. 24-06-1		

**Remarks :**

**Winding stem** ----- There are three types of winding stems. Select a suitable one by referring to the photographs and the shapes in the lower diagram.

- ☆354 241..... a size is **3.80 mm** and thread is provided only on the end of the crown portion
- ☆354 242..... a size is **1.26 mm** and thread is provided only on the end of the crown portion.
- ☆354 243..... a size is **7.05 mm** and thread is provided only on the end of the crown portion.



**Date dial**

- ☆801 243.....Used when both the crown and the date frame are located at **3 o'clock** position.
- ☆801 246.....Used when the crown is located at **3 o'clock** position and the date frame at **6 o'clock** position.

If the date dial is required in any other type, specify ① Cal. No. ② jewels ③ the crown position ④ the date frame position and ⑤ dial No.

**Day star with dial disk**

- ☆870 167(English ↔ Japanese) .....Used when the crown is located at **3 o'clock** position and the day frame at **6 o'clock** position.
- ☆870 241(English ↔ Japanese) .....Used when both the crown and the day frame are located at **3 o'clock** position.

If the day star with dial disk is required in any other type, specify the number printed on the disk.

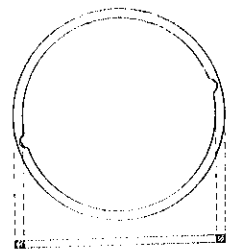
**Holding ring for dial** -----The holding ring for dial differs according to the design of the dial. Select the suitable one by the following procedures.

- ☆884 241 .....Refer to the photograph on the front page and Fig. 1.

When ordering the other part than the above, specify the part number printed in the **12 o'clock** direction of the dial (Refer to Fig. 2).

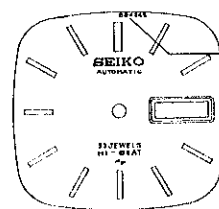
If the part number of the holding ring for dial is unknown, specify ① Cal. No. ② jewels ③ dial No. and ④ case No.

(Fig. 1)



☆884 241

(Fig. 2)



The part number of the holding ring for dial to be used for this dial.