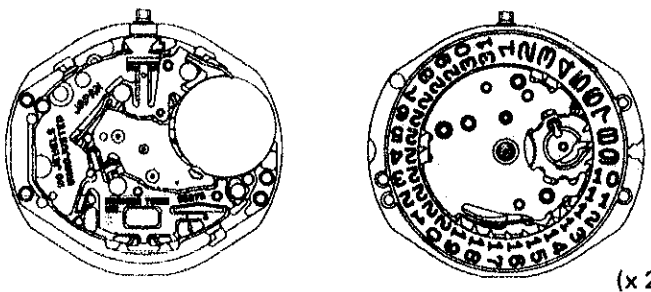


# SERVICE GUIDE CAL. V827A

## 1. SPECIFICATIONS

Cal. No.		V827A
Item		
Movement		
Movement size	Outside diameter	φ18.5mm (6h-12h), 16.8mm (3h-9h)
	Casing diameter	φ18.1mm
	Height	3.6mm
Time indication		3 hands
Driving system		Step motor (Load compensated driving pulse type)
Additional mechanism		Date Instant date setting device Electronic circuit reset switch
Loss/gain		Monthly rate: Less than 30 seconds at normal temperature range
Regulation system		Nil
Measuring gate by Quartz Tester		10-second gate
Battery		SEIKO SR626SW MAXELL SR626SW SONY SR626SW Voltage 1.55V Battery life is approximately 2 years.
Jewels		0 jewel

## 2. REMARKS ON AFTER-SALES SERVICING

- Train wheel bridge, circuit block, battery connection (-), date dial, date dial guard, etc. for Cal. V827A are fixed by heat-treatment, and no screws are used. Therefore, disassembling or assembling of the movement is impossible. If the movement is found out of order, replace it with a new one.
- Winding stem is available for supply. Type of winding stem varies, depending on the design of case and dial. Check the case number and refer to "Casing Parts Catalogue" to choose a corresponding winding stem.

## 3. NOTES ON REPLACING THE MOVEMENT

- 1) Winding stem
  - While pushing the indented portion of the battery connection (+) (indicated by the arrow in Fig. 1), pull out the winding stem.
  - Do not lubricate the winding stem.
  - When installing the winding stem, chuck the portion indicated by the arrow in Fig. 2.
- 2) How to install the hands

Since a plastic train wheel bridge is used, take out the battery and place the movement directly on a flat metal plate or the like to install the hands.  
For details, refer to "SERVICE GUIDE CAL. V81 SERIES".
- 3) Setting position of the hour wheel ring (plastic parts)

Before installing the dial onto the hour wheel, set the hour wheel ring on the date dial guard. (See Fig. 3.)

Fig. 1

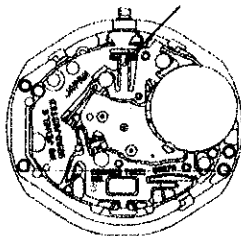
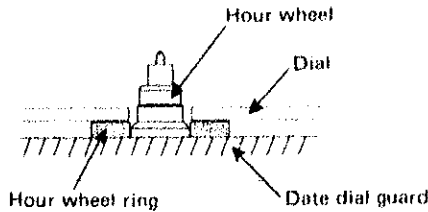


Fig. 2

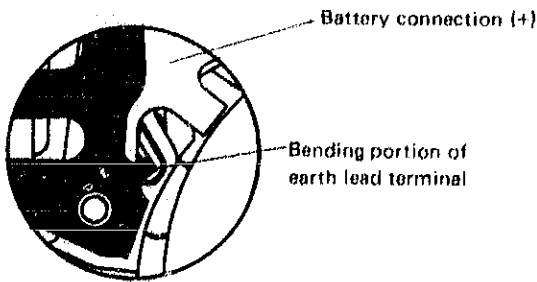
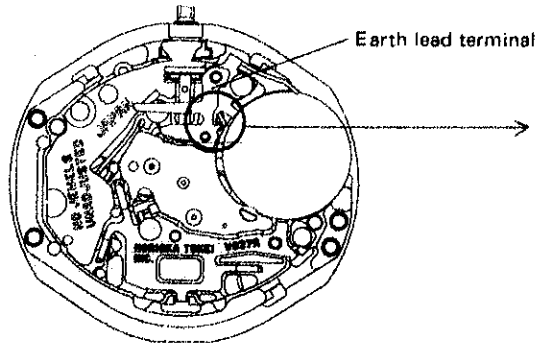


Fig. 3



- 4) Earth lead terminal

Models with plastic case and metal case back have earth lead terminals installed in their movements. (Movements for after-sales servicing have earth lead terminals without exception.)



Set the bending portion of the earth lead terminal to the battery connection (+).

## 4. VALUE CHECKING

- Current consumption

Use the SEIKO Digital Multi Tester S-840A (with Multi-Adaptor MA-40A).

Range to be used: $\mu A$	Result:
Red probe . . . . . Battery connection (+)	For the whole movement: Less than $1.6\mu A$
Black probe . . . . . Battery connection (-)	