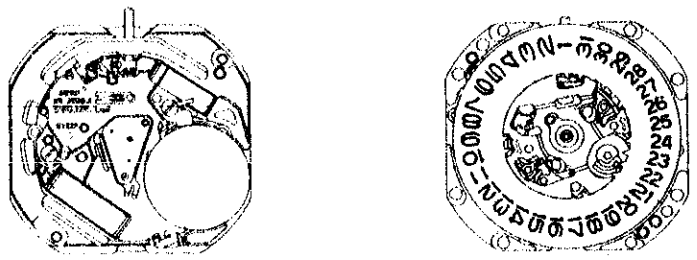


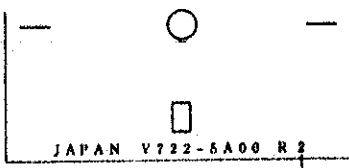
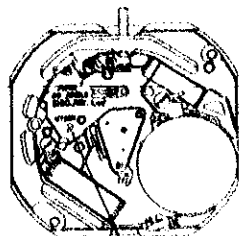
SERVICE GUIDE CAL. V722A / V729A

1. SPECIFICATIONS

Cal. No.		V722A	V729A
Item			
Movement			
		The illustrations refer to Cal. V722A. (x 1.5)	
Movement size	Outside diameter	ø24.0mm 21.5mm between 6 o'clock and 12 o'clock sides 20.6mm between 3 o'clock and 9 o'clock sides	
	Casing diameter	ø23.3mm 21.5mm between 6 o'clock and 12 o'clock sides 19.2mm between 3 o'clock and 9 o'clock sides	
	Height	2.6mm	
Time indication		3 hands	2 hands
Driving system		Step motor (Load compensated driving pulse type)	
Additional mechanism	Date calendar		
	Instant setting device for date calendar		
	Train wheel setting device	-	
	Electronic circuit reset switch		
Loss/gain		Monthly rate at normal temperature range: less than 20 seconds	
Regulation system		Nil	
Measuring gate by Quartz Tester		Use 10-second gate.	
Battery		SEIKO SR920SW MAXELL SR920SW SONY SR920SW MATSUSHITA SR920SW EVEREADY 371 Voltage: 1.55V Battery life is approximately 3 years.	
Jewels		0 jewel	
After-sales servicing system		Whole movement will be replaced with a new one. (Only the circuit block is available for supply.)	

2. DISCRIMINATION OF THE INSTALLING HEIGHT OF THE HANDS

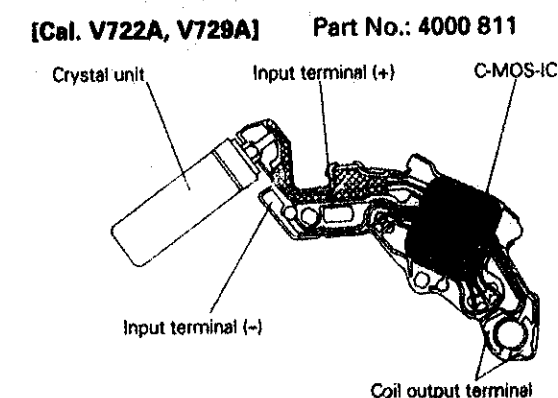
Cal. V7 series watches have numerals printed on the dial and the movement to indicate the installing heights of hands. When repairing, refer to the table below.

Discrimination	Height	Short type	Standard type	Extra long type
	Numeral for discrimination	1	2	4
Printed on		Dial		Movement
Printed position	Ex.) Standard type		Ex.) Standard type	
	 <p>The numeral is printed at the right end.</p>		 <p>The numeral is printed below the calibre number.</p>	

3. REMARKS ON THE MARK ON THE BATTERY CONNECTION (+)

The battery connection (+) is marked either "SHIOJIRI LTD" or "MORIOKA TOKEI INC". Both movements are otherwise identical and can be used interchangeably.

4. STRUCTURE OF THE CIRCUIT BLOCK



5. VALUE CHECKING

Cal. No.		V722A	V729A
Coil block resistance		2.4KΩ ~ 2.8KΩ	
Current consumption	For the whole of the movement	less than 1.3μA	
	For the circuit block alone	less than 0.4μA	

Remarks:

When the current consumption exceeds the standard value for the whole of the movement but within the standard value range for the circuit block alone, overhaul and clean the movement parts and then measure current consumption for the whole of the movement again. The reason for this is that the driving pulse generated to compensate for a heavy load that may be applied to the gear train, etc., is considered to cause excessive current consumption by the whole of the movement.