

# TECHNICAL GUIDE AND

## PARTS LIST

CAL. V253A

# ANALOGUE QUARTZ

## CONTENTS

CONTENTS.....	1
I. SPECIFICATIONS .....	2
II. LIST OF SCREWS USED.....	2
III. DISASSEMBLING, REASSEMBLING AND LUBRICATING .....	3
IV. PARTS LIST.....	4

## FOREWORD

The Men's analogue watch with small second hand Cal. V253A is based on Ladies' analogue watch with small second hand Cal. V252A.

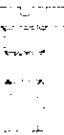


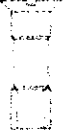

Only the difference between them is the position of the small second hand from the center of the dial scale (Cal. V252A: 4.2mm, Cal. V253A: 6.61mm).

This guide only gives the procedures which is exclusive for Cal. V253A. For common parts, refer to the Technical Guide and Parts List for Cal. V252A.

## I. SPECIFICATIONS

Cal. No.		V253A
Item		
Indication system		Three hands (Hour, minute and small second hand)
Driving system		Step motor (load-compensative driving pulse system)
Additional mechanism		Electronic reset switch Second setting device
Loss/gain		Monthly rate: less than 20 seconds at normal temperature range
Movement size	Size of main plate	18.4 mm (6H - 12H), 15.3 mm (3H - 9H)
	Casing diameter	φ18.1 mm
	Height	2.9 mm
Regulation system		—
Quartz Tester measuring gate		10-second gate
Battery	Battery	SEIKO (SEIZAIKEN) TR621SW, Maxell SR621SW, SONY EVEREADY 364 U.C.C. 364
	Voltage	1.55V
	Battery life	Approx: 2 years for SEIKO (SEIZAIKEN) TR621SW, Approx: 1.5 years for MAXELL SR621SW, SONY EVEREADY 364 U.C.C. 364
Jewels		0 jewel

## II. LIST OF SCREWS USED

Shape	Part No.	Name	Shape	Part No.	Name
	012 057	Circuit block screw (1 pce.)		*012 060	Battery clamp screw (1 pce.)
	012 058	Train wheel bridge screw (2 pcs.)		012 708	Screw for battery connection (+) (2 pcs.)
	012 315	Screw for additional train wheel bridge (2 pcs.)	* The battery clamp screw is not used in some models.		

## III. DISASSEMBLING, REASSEMBLING AND LUBRICATING





Disassembling procedures: Figs ① ~ ⑫

Reassembling procedures: Figs ⑧ ~ ③

⑫ ~ ⑨

② ~ ①

Lubricating:

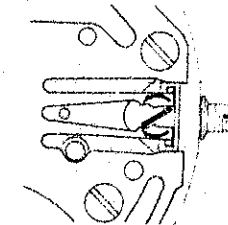
Types of oil	Oil quantity
Moebius A 	Standard 
Seiko watch oil S-6 	Small 

### NOTE:

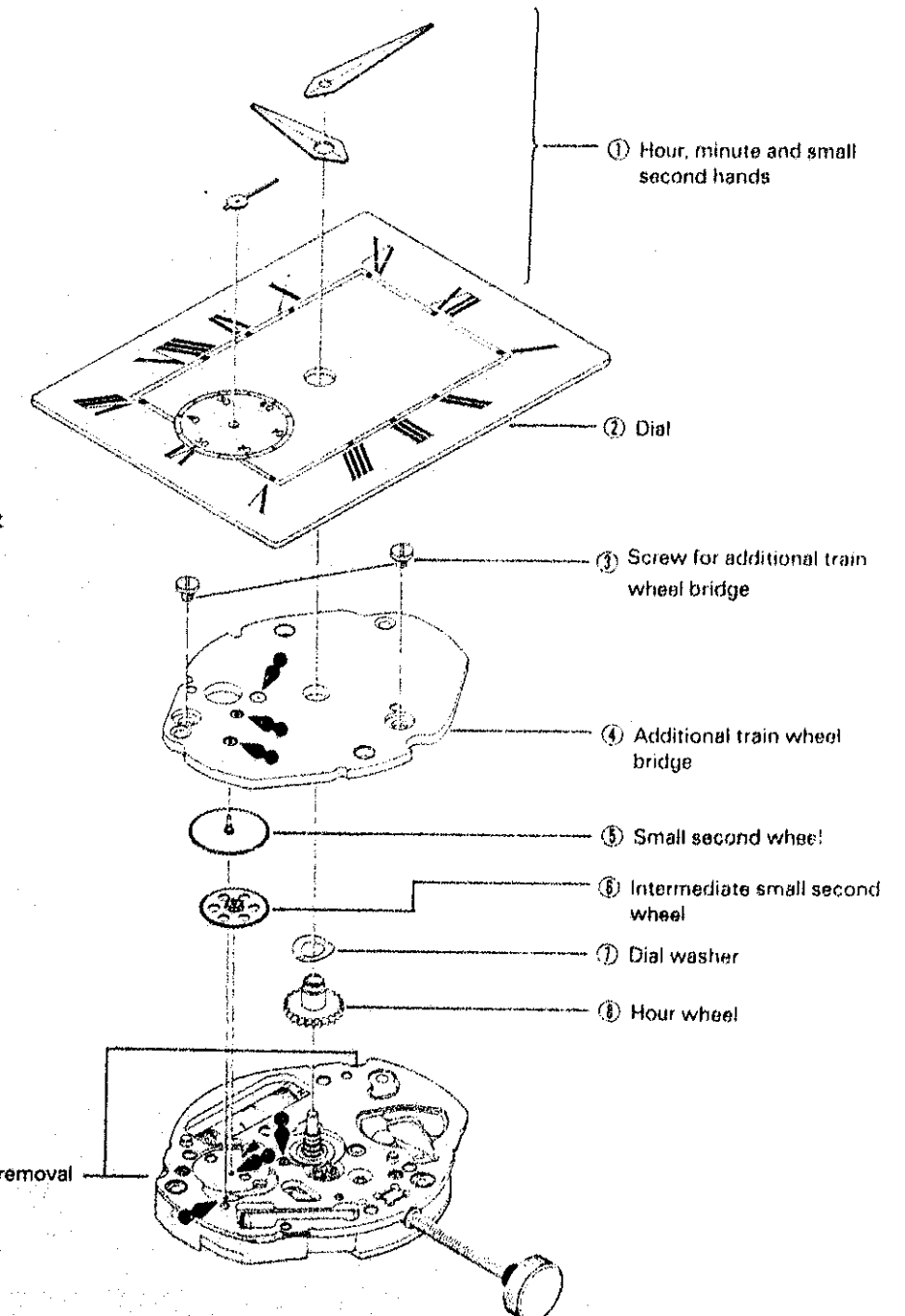
For disassembling, reassembling and lubricating procedures other than those on this page, refer to Cal. V252A Technical Guide.

### ● Hands ~ Hour wheel

\* How to remove the winding stem



Insert a little bit large (–) screwdriver and turn it to right and left (in the direction of the arrow shown in the above figure) to remove the winding stem.



### ② Dial

The dial is fixed with its 2 legs inserted into the dial leg holes in the dial spacer ⑦. To remove the dial, insert a (–) screwdriver into the notch for dial removal and pry out the dial.

IV. PARTS LIST

Cal. V253 A	
PARTS NO.	PARTS NAME
125 023	Train wheel bridge
126 005	Additional train wheel bridge
231 033	Third wheel & pinion
238 233	Guide pipe for winding stem
240 007	Small second wheel
241 063	Fourth wheel & pinion
261 237	Minute wheel
*270 064	Center minute wheel
*270 065	Center minute wheel
*271 073	Hour wheel
*271 074	Hour wheel
281 237	Setting wheel
317 005	Intermediate small second wheel
*351 131	Winding stem (φ80)
*351 132	Winding stem (φ90)
391 233	Train wheel setting lever
491 141	Dial washer
701 010	Fifth wheel & pinion
4000 086	Circuit block
4002 239	Coil block
4146 013	Step rotor
4225 237	Battery clamp
4239 028	Rotor stator
4270 237	Battery connection (-)
4271 243	Battery connection (+)
4408 240	Dial spacer
4455 237	Reset lever
012 057	Circuit block screw
012 058	Train wheel bridge screw
012 060	Battery clamp screw
012 315	Screw for additional train wheel bridge
012 708	Screw for battery connection (+)
017 591	Reset pin
• SEIKO (SEIZAIKEN) TR621SW	Battery
• MAXELL SR621SW	
• SONY EVEREADY 364	
• U.C.C. 364	

Remarks:

\* Center minute wheel, Hour wheel

There are two different types as specified below.

Combination:

*Type	Center minute wheel	Hour wheel
M	270 064	271 073
L	270 065	271 074

\*Abbreviation    M ..... Standard type  
(Movement type)    L ..... Long type

\* Winding stem

The type of winding stem is determined based on the design of case.

Please refer to "Casing Parts Catalogue."